

























































































# Legend

 LINZ Survey Mark	 Water Valve	 Wastewater Vent	 Gas Extraction Pipe	 River
 LINZ Survey Standard	 Water Vent	 Stormwater Access Point	 Recycling Collection	 Lake
 Benchmark	 Water Well	 Stormwater Chamber	 Rubbish Collection	 New Zealand Imagery
 Control Point	 Wastewater Access Point	 Stormwater Cleaning Eye	 Bus Stop	
 Streetlights	 Wastewater Chamber	 Stormwater Connector	 Interchange	
 Water Back Flow Prevention Device	 Wastewater Cleaning Eye	 Stormwater Intake	 Route 1 Richmond - Nelson via Waimea Road	
 Water Chamber	 Wastewater Flushing Point	 Stormwater Inspection Point	 Route 2 Richmond - Nelson via Rocks Road	
 Water Connector	 Wastewater Inlet/Outlet Structure	 Stormwater Manhole	 Route 3 Atawhai - Hospital	
 Water Dam or Reservoir	 Wastewater Inspection Point	 Stormwater Miscellaneous Item	 Route 4 The Brook - Airport	
 Water Fire Pipe/Firewell	 Wastewater Intake	 Stormwater Node	 Route 5 Motueka - Nelson	
 Water Hydrant	 Wastewater Miscellaneous Item	 Stormwater Outfall	 Route 6 Wakefield - Nelson	
 Water Intake	 Wastewater Manhole	 Stormwater Pump Station	 Route 8 Late Late Bus	
 Water Meter	 Wastewater Meter	 Stormwater Reducer	 Property Address	
 Water Miscellaneous Item	 Wastewater Node	 Stormwater Soakpit or Sump	 Property at Subdivision Stage 223	
 Water Node	 Wastewater Outfall	 Stormwater Valve	 Property Boundary	
 Water Pump Station	 Wastewater Overflow	 Water Pipe	 Place Names	
 Water Reducer	 Wastewater Pump Station	 Wastewater Pipe	 Road Labels	
 Water Restrictor	 Wastewater Reducer	 Wastewater Building Connection	 State Highway	
 Water Tank	 Wastewater Tank	 Stormwater Pipe	 Road 250 - 2.5k	
 Water Tee	 Wastewater Treatment plant	 Stormwater Building Connection	 River Labels	
 Water Treatment Plant	 Wastewater Valve	 Stormwater Drain		